

African Cigarette Price Data

Fieldworker Information Pack

Round 5

The following information and instructions outline what is required of all fieldworkers for the tobacco price collection project. Please ensure that you have read through the **entire document before commencing data collection**. If you have any queries regarding the information and instructions below please feel free to contact the fieldworker coordinator, at tobaccocontrolproject@gmail.com.

Table of Contents

1. Basic Fieldworker Requirements	2
2. Payment	2
3. Fraud	2
4. Where to Collect Data.....	3
5. Safety	3
6. Instructions	3
7. Fieldworkers in Zimbabwe	5
8. Photo Naming Convention.....	6
9. Submissions.....	7
10. Check List	Error! Bookmark not defined.
11. Guideline for Outlet Categorization.....	8
12. Brands and Sub-Brands for Common Cigarettes	20

1. Basic Fieldworker Requirements

It is essential that all participants meet the following basic requirements. Each fieldworker must:

- a) Be a registered student at the University of Cape Town for the duration of the project,
- b) Have a South African bank account,
- c) Have access to a Smartphone (with camera functionality) and internet access,
- d) Be proficient in Excel and Dropbox (each fieldworker will complete a proficiency test),
- e) Be located in an area that is approved by the fieldworker coordinator during the vacation.

If any of these requirements are not met, then payment to the fieldworker may be compromised. Please contact the coordinator immediately if any of these requirements are unclear or are not met.

2. Payment

Payments to fieldworkers will be as follows:

- R5.00 per price collected from retail outlets,
- R7.50 per price collected from spaza shops,
- R10.00 per price collected from street vendors¹.
- A R300 bonus will be paid to each fieldworker who collects 500 prices.
- The number of prices collected is limited to 1500 per fieldworker*.
- There will be no payment distinction between single cigarettes and packs.

In most cases the difference between a retail store, spaza shop and street vendor will be obvious, however, if you are uncertain, please see the appendix, "Outlet Categorization". You are welcome to contact the coordinator with a photograph of the outlet if you are not certain of a particular store.

* Note for round 5: fieldworkers in Harare, Limpopo and Lesotho may not exceed 1000 prices from these areas.

3. Fraud

The Economics of Tobacco Control Project takes the integrity of its data and data collection processes very seriously. Should any fraud be discovered, including prices being made up, duplicated, or falsified in any way the fieldworker forfeits any payment. If fraud is suspected, the fieldworker will be called in to explain him/herself. Photos of cigarette prices will be used to detect such fraud, which will be reviewed by various fraud detection tools. Fieldworkers will not be paid for any prices that do not

¹ See section 10 for a guide on categorizing retail outlets, spaza shops and street vendors.

have both a valid storefront and product photo. **Fieldworkers may NOT supply their own cigarettes/tobacco products or cigarette packs for photo purposes. Photographs may only contain products that are the actual stock of the vendor.**

4. Where to Collect Data

By this point you have indicated the areas in which you will be spending your vacation, and where you will be collecting data. In some cases, the coordinator will have requested data from only specific areas that you are visiting or only certain types of data (for example, only retail prices). **Please ensure that your data collection does not surpass these areas without contacting the coordinator first.** We are happy to discuss further data collection areas with you, but please be sure to clear it with the coordinator before moving on to areas that have not been approved. In the event that you do collect data from unapproved areas, you risk not being paid for these prices.

If multiple fieldworkers are located in the same city/town/village, these fieldworkers will be required to coordinate their shop visits so that no duplication of prices occurs. The coordinator will oversee this process and put the relevant fieldworkers into contact.

5. Safety

During the data collection exercise fieldworkers will need to make decisions about when and where they should collect data. Please take every precaution necessary and maintain an attitude of “safety first”. For example, please avoid collecting data at late hours of the night or early hours of the morning, when it is dark. Please avoid collecting data in isolated areas, where you might find yourself alone. Also, please be discreet with your cell phones/cameras, as these are valuable items. Keep these carefully concealed when you are not using them. In general, avoid collecting data in areas where you feel you might be endangered in any way. Fieldworkers will be required to sign an indemnity form for the data collection exercise. Please sign and return the indemnity form that will be supplied to you by the coordinator.

6. Instructions

- Fieldworkers are required to visit outlets where tobacco products are sold.
- Fieldworkers will be provided with a letter from the head of the project, Professor Corné van Walbeek, explaining the project and asking for permission to take photographs². **Before** recording any prices or taking any photographs, the fieldworker must approach the store

² You are welcome to translate this letter into an appropriate language if need be and we will stamp and sign it. Please contact the coordinator.

manager/shop-owner with this letter and discuss taking photographs in the shop. If the manager gives consent the fieldworker should continue with the next steps.

However, if the manager/shop-owner refuses then the fieldworker must respectfully move on to another outlet.

- Zimbabwean fieldworkers must see Section 7 of this document.
- In some cases, it will be necessary to move behind the counter in order to take clear photographs. This should be communicated to the manager/shop-owner.
- Once the manager has given permission, the fieldworker should record the prices of all tobacco products (single/boxes/packs).
- We are not concerned with non-cigarette tobacco products, please limit collection to cigarettes.
- As we are interested in observing cheap prices, please remember to respectfully ask the vendor whether they have any cheaper cigarettes available.
- **It is essential that every recorded price has a photograph to verify it.**
- Photographs must be clear enough to identify the price, brand and sub-brand of the products. This may mean taking individual photographs of each product or photos of groups of products, depending on the camera quality (if it is possible to zoom in on the picture and still see the information clearly, then it is perfectly acceptable it include many prices in one photo, this will just involve some experimentation by the fieldworker with his/her camera). It is at this step that the fieldworker might be required to move behind the counter to obtain a clear image.
- **The fieldworker should carry with them a pencil and paper (supplied)**, so that if prices are not presented in the shop (for example, at street vendors), the fieldworker can write down the relevant **price and quantity** and include this in the photograph.
- NOTE: both price and quantity must be recorded in photographs.
- Besides the photographs of the prices, the fieldworker must also take a **photo of the relevant shop (storefront)**. In this photo the name of the shop must be visible. In the case of street vendors, a clear photo of the stall/table is required.
- **Please note:** there is no obligation to feature the shop-owner/manager/vendor or any other person in any photographs. Fieldworkers are also not required to record the personal information of vendors.
- **If any price/shop is not accompanied by a clearly visible photograph**, that piece of data will be discarded and regarded as invalid.
- The **street address** must also be recorded.

- Once the prices have been recorded and photographs taken, the fieldworker must record each price (as a separate unit/row) in the Excel spreadsheet that will be provided by the coordinator. **Please ensure that the layout of the spreadsheet remains in the exact form in which it was given** (e.g. don't move columns around).
- If cigarettes are sold on promotion (for example, "save 30%" or "Buy 2 for 1"), or there are exceptional circumstances, these should be noted in the comment column.
- **The fieldworker must name all photographs according to the naming convention illustrated in Section 8 of this document.**
- The spreadsheet includes two columns for photo references; please ensure that the name quoted in the Excel spreadsheet and the name of the relevant photo is correct and that they are identical! In other words, anyone looking at the spreadsheet should be able to easily identify and find the photograph for each price only using its name.
- **Once the fieldworker has recorded between 50 and 100 prices, this data (and photographs) must be uploaded to the fieldworker's shared Dropbox folder so that the coordinator can inspect it.** Please inform the coordinator when you have done this. The coordinator will then review the work to ensure that the fieldworker is not making any systematic mistakes.
- The fieldworker will be given feedback on their sample and will be allowed to move on to collect more prices.
- Although we encourage fieldworkers to record prices far and wide, they should not exceed 1500 entries.
- **See sections 10 and 11 for a guide on categorizing retail outlets, spaza shops and street vendors as well as a guide for popular cigarette brands and sub-brands.**

7. Fieldworkers in Zimbabwe

Following feedback from previous rounds of the project, Zimbabwean fieldworkers will be allowed to purchase cool drinks as a bargaining tool for vendors, where the project will reimburse fieldworkers for the purchase of these drinks. These cool drinks should be treated as gifts for vendors who allow you to take photos of their prices. Zimbabwean fieldworkers are required to keep ALL the receipts for cool drinks bought for this purpose to get refunded; **any payments for cool drinks that do not have a receipt cannot be refunded.** We are trusting that fieldworkers will maintain the highest level of integrity and honesty when claiming refunds for this purpose and will only purchase cool drinks for this purpose.

8. Photo Naming Convention

Each photo must be named according to the following naming convention, and the name given must be the referenced used in the Excel spreadsheet.

PHOTO NAMING CONVENTION	
<u>12 DIGIT CODE</u>	
FIRST 3 DIGITS	CITY NAME (FIRST THREE LETTERS)
NEXT 3 DIGITS	FIELDWORKER CODE (WILL BE SUPPLIED)
NEXT 4 DIGITS	SHOP CODE: BEGIN WITH "R" IF RETAIL STORE, "S" IF SPAZA SHOP, AND "V" IF VENDOR, FOLLOWED BY THE NUMBER OF THE STORE
LAST 2 DIGITS	PHOTO NUMBER WITHIN THAT SHOP; "00" IF STOREFRONT

Example One:

I am fieldworker 024. I collect a price from a street vendor in Cape Town. This photo is the 7th photo I took at this vendor (this is not the photo of the storefront, but rather of a price), and the vendor is the fourth vendor I've visited overall.

FIRST 3 DIGITS	CAP	For Cape Town
NEXT 3 DIGITS	024	My Fieldworker Code
NEXT 4 DIGITS	V004	Vendor number 4
LAST 2 DIGITS	07	7 th photo at vendor 4

The correct photo reference is thus: **CAP024V00407**, and this should be the reference used in the spreadsheet under **"Photo Reference (Name) for Price"**.

Example Two:

I am fieldworker 010. I collect a price from a retail store in Lusaka. This photo is the photo of the storefront (not of a cigarette price), and this is the first retail store I've visited overall.

FIRST 3 DIGITS	LUS	For Lusaka
NEXT 3 DIGITS	010	My Fieldworker Code
NEXT 4 DIGITS	R001	Retail store number 1
LAST 2 DIGITS	00	Storefront photo

The correct photo reference is thus: **LUS010R00100**, and this should be the reference used in the spreadsheet under **"Photo Reference (Name) for Storefront"**.

9. Submissions

Lastly, all data and photos must be shared using the Dropbox platform. You should already have a Dropbox account. You will be invited to a shared folder (by the coordinator, “Tobacco Control Project”); accept this invitation. Important documents will be shared with you in this folder, and **this is where you must upload your Excel spreadsheet and photos. Importantly, please ZIP your photo folder before uploading it to Dropbox** (right-click the folder, “send to...”, “compressed (zipped) folder”). **Share only the zipped version. Please do not separate your folders into various folders, only upload one folder containing all photos and no sub-folders.**

Final datasets (completed Excel spreadsheets and accompanying photographs) will be accepted until Tuesday the 20th of February 2018. If you are ready to hand in before then you are welcome to do so, this will help immensely with getting your payment done quickly. **Please inform the coordinator once your FINAL work is uploaded.** Again, please contact the coordinator if anything is unclear.

10.Guideline for Outlet Categorization

The data input spreadsheet recognizes three categories of outlets, namely retail outlets, spaza shops and street vendors. This document will help fieldworkers distinguish between these three types. This document will not cover every situation, please send the fieldworker coordinator a picture of any outlets you are uncertain about.

Retail Outlet:

This are generally the easiest to identify. Usually retail outlets are large built stores (constructed), that are greater than 3x4m in size. They are considered “formal shops” and have electricity and water available and formal till points (e.g. card machine/electronic till). They will generally have the largest variety and number of products available. These shops also have printed advertising, and names. They will generally also offer more than 10 cigarette products. Retail outlets also include petrol stations, restaurants, etc.

Examples of retail outlets:







Spaza shop:

Spaza shops are generally smaller than retail outlets but more formal than street vendors. Spaza shops are essentially micro-convenience stores, selling groceries, bread, cool drinks, sweets and cigarettes. Spaza shops typically trade seven days a week and operate from early morning until about 10pm. They will have a permanent structure, generally 3x4m or smaller and could be brick, clay, wood or in a container. They will have a name and some branding and these might be written/painted by hand or printed on a board (often Coca Cola or MTN). The name of the shop will often include “spaza”, “tuck shop”, “cash store”, etc.

Examples of spaza shops:











Street vendors:

These shops are informal and small. Street vendors sell a significantly smaller range of goods, have no branding and tend to operate less frequently. They are in non-permanent structures which will be removed (packed up) at the end of the working day. These vendors may operate from a small stall or off a tray or table. They are often found on streets, street corners, taxi/bus ranks, etc.

Examples of street vendors:









11.Brands and Sub-Brands for Common Cigarettes

This guide gives examples of common cigarette products with their brands and sub-brands to assist fieldworkers with filling in the branding section of the data input spreadsheet. This should also give an idea of how to read branding off a box even if a specific product is not mentioned here.

Overall Comments:

Please keep the “brand” simple and include details in the “sub-brand”.

Be careful with spelling.

Be consistent with brands and sub-brands throughout your spreadsheet.




Branding must be **taken from product boxes NOT store labels**.

Please use the colour of the box where there is NO sub-brand.

Example	Brand	Sub-brand
	Rothmans	Red
	Rothmans	Blue
	Peter Stuyvesant	Filter

		Peter Stuyvesant	Blue
		Craven A	Menthol
		Craven A	120
		Dunhill	Courtleigh Blend

			
	Dunhill	Master Blend	
	Dunhill	Signature Blend	

 A black Dunhill Switch cigarette pack. The top features a white warning label that reads "DANGER: SMOKING CAN KILL YOU". Below this is a green band with the "DUNHILL" logo and "SWITCH" underneath. At the bottom, there is a small graphic of a green dot with arrows pointing outwards and the text "CRUSH REFRESH TASTE".	Dunhill	Switch Black
 A silver Dunhill Switch cigarette pack. The top features a white warning label that reads "DANGER: SMOKING CAUSES HEART DISEASE". Below this is a green band with the "DUNHILL" logo and "SWITCH" underneath. At the bottom, there is a small graphic of a green dot with arrows pointing outwards and the text "CRUSH REFRESH TASTE".	Dunhill	Switch Silver
 A teal-colored Dunhill Menthol cigarette pack. The top features a white warning label that reads "SMOKING DAMAGES YOUR LUNGS". Below this is a dark band with the "DUNHILL" logo and "MENTHOL" underneath. At the bottom, there is a small graphic of a green dot with arrows pointing outwards and the text "CRUSH REFRESH TASTE".	Dunhill	Menthol

		Dunhill	Refined Blend
		Dunhill	Fine Cut Menthol * Only include "Fine Cut" when it is included below the emblem. Then state the branding from the top right corner of the box.
		Dunhill	Fine Cut Master Blend * Also Fine Cut Signature Blend, etc.

	Sun	White
	RG	<p>Blue</p> <p>* There is also RG "Menthol"</p>
	RG	Menthol Edge

	Everest	Menthol
	Madison	Toasted
	Pacific	Storm
	Pacific	Breeze * There is also Pacific "Mist"

 <p>A pack of Newbury Extra Mild cigarettes. The pack is white with a blue and red swoosh design. It features the text "DANGER: SMOKING IS HARMFUL TO HEALTH" at the top, the Newbury logo, and "EXTRA MILD" below it.</p>		Newbury	Extra Mild
 <p>A pack of Newbury Filter cigarettes. The pack is white with a red swoosh design. It features the text "DANGER: SMOKING IS HARMFUL TO HEALTH" at the top, the Newbury logo, and "FILTER" below it.</p>		Newbury	Filter
 <p>A pack of Ascot King Size Toasted Cigarettes. The pack is white with a red and blue diagonal design. It features the text "DANGER: SMOKING IS HARMFUL TO HEALTH" at the top, the Ascot logo, and "King Size Toasted Cigarettes" below it.</p>		Ascot	Toasted King Size
 <p>A pack of Chesterfield Press 2 in 1 cigarettes. The pack is green with a gold and white design. It features the text "YOUR SMOKE CAN HARM THOSE AROUND YOU" at the top, the Chesterfield logo, and "COOL TASTE" and "PRESS 2 in 1" below it.</p>		Chesterfield	Cool Taste

 A blue Chesterfield cigarette pack with a white warning label at the top that reads "WARNING DON'T SMOKE NEAR CHILDREN". Below the warning is a small crown logo and the text "RICH TASTE". The brand name "Chesterfield" is written in a large, white, stylized font. At the bottom, it says "SMOOTH TASTING VIRGINIA TOBACCOES".	Chesterfield	Rich Taste
 A blue Chesterfield cigarette pack with a white warning label at the top that reads "DANGER: SMOKING CAN KILL YOU". Below the warning is a small crown logo and the text "SOFT TASTE". The brand name "Chesterfield" is written in a large, white, stylized font. At the bottom, it says "SMOOTH TASTING VIRGINIA TOBACCOES".	Chesterfield	Soft Taste
 A white Chesterfield cigarette pack with a blue warning label at the top that reads "PREGNANT? BREAST-FEEDING? YOUR SMOKING CAN HARM YOUR BABY". Below the warning is a small crown logo and the text "ESTABLISHED 1856". The brand name "Chesterfield" is written in a large, blue, stylized font, with "BLUE" written in smaller blue letters to the right. At the bottom, it says "ESTABLISHED 1856".	Chesterfield	Blue


 <p>A pack of Chesterfield Red cigarettes. The top features a red banner with the text "DANGER: SMOKING CAN KILL YOU". Below this is the Chesterfield logo, which includes a crown and the word "Chesterfield" in a stylized red font, with "RED" underneath. At the bottom, it says "ESTABLISHED 1856".</p>	Chesterfield	Red
 <p>A pack of Camel Blue cigarettes. The top has a black banner with the text "SMOKING DAMAGES YOUR LUNGS". Below this is the word "CAMEL" in large blue letters, with "BLUE" underneath. A green camel is depicted in the center, and "SINCE 1913" is at the bottom.</p>	Camel	Blue
 <p>A pack of Camel Filters cigarettes. The top has a black banner with the text "BREASTFEEDING? YOUR SMOKING CAN HARM YOUR BABY". Below this is the word "CAMEL" in large blue letters, with "SINCE 1913" underneath. A yellow camel is depicted in the center, and "FILTERS" is at the bottom.</p>	Camel	Filters
 <p>A pack of Camel Classic cigarettes. The top has a black banner with the text "DANGER: SMOKING CAN KILL YOU". Below this is the text "TURKISH & AMERICAN BLEND". The word "CAMEL" is in large blue letters, with "CLASSIC" underneath. A brown camel is depicted in the center, standing in a desert landscape with palm trees and pyramids.</p>	Camel	Classic

 <p>TOBACCO IS ADDICTIVE</p> <p>CAMEL BLACK</p> <p>VIRGINIA BLEND</p>		Camel	Black
 <p>DANGER: SMOKING CAUSES CANCER</p> <p>CAMEL WHITE</p> <p>VIRGINIA BLEND</p>		Camel	White
 <p>DANGER: SMOKING CAUSES CANCER</p> <p>CAMEL SILVER</p> <p>SINCE 1913</p>		Camel	Silver
 <p>DANGER: SMOKING CAUSES HEART DISEASE</p> <p>CAMEL ACTIVATE</p> <p>VIRGINIA BLEND</p>		Camel	<p>Active Mint</p> <p>* There are various flavours of this, just state.</p>

 A pack of Camel Double Mint Red cigarettes. The pack is dark blue with a white camel logo. Text on the pack includes: "PREGNANT? BREAST-FEEDING? YOUR SMOKING CAN HARM YOUR BABY", "CAMEL DOUBLE MINT RED", and "VIRGINIA BLEND".		Camel	Double Mint Red * There are various flavours of this, just state.
 A pack of Kent Menthol cigarettes. The pack is white with a green and white fan-like logo. Text on the pack includes: "DANGER: SMOKING CAUSES CANCER", "MENTHOL", and "KENT".		Kent	Menthol
 A pack of Kent Silver cigarettes. The pack is white with a silver and black fan-like logo. Text on the pack includes: "TOBACCO IS ADDICTIVE", "SILVER", and "KENT".		Kent	Silver

	Kent	White
	Kent	Special
	Ransom Select	King Size Filter

	Texan	Toasted
	Gunston	Toasted
	Voyager	Blue * Also green, red, silver, gold and white.

	Pall Mall	Red * Also Blue, "Boost" and "Click On".
---	-----------	---